

Accessories & Decking

Hewitt offers many accessories to aid installation and enhance the appearance, safety and functionality of your dock. A large variety of bumpers are available to safeguard your watercraft, plus specialized accessories for varying lake and river conditions. Decking is the most visible part of a finished dock installation. Hewitt docks offer six different styles, each with their own unique appearance and performance characteristics.

Interlocking Aluminum Decking System

This option is well suited for custom-made docks, dock additions, platforms and ramps. Its interlocking design allows quick assembly and prevents the passage of water, making it ideal for second level observation decks and patios. The system has three basic parts: a starter section with mounting flange, tip-in center sections which can be added in any number to create the desired width, and an end section with mounting flange. Decking can be cut to length and capped off with aluminum channel. Deck sections are made from low weight, high strength extruded aluminum with a baked-on skid resistant finish, available in white or beige.



Canopy Colors

Vinyl	Fabric

Bench Options

Aluminum



Shore-End Swivel Wheel



Shore-End Helper Wheels



Adjustable Shore-End Helper Wheels



Offset Bench




"L" Section Helper Wheel

A. Free-Standing Bench B. Bench Umbrella C. Arm Rest & Beverage Holder

Cedar




Cedar. A traditional favorite. Solid, durable wood that is naturally weather resistant. Cedar boards come in 5/4" radius smooth planks.



QT Powder Coated All-Aluminum. Extruded aluminum decking that offers superior strength, low weight and corrosion resistance. Incorporates sound deadening material and a baked-on beige or white finish for a durable nonskid surface.



Skidguard. A waffle-weave textured panel with a heavy-duty phenolic overlay. Skidguard provides a continuous, no-gap surface that is highly resistant to peeling or chipping. Available on 2', 4' and 8' wide docks only.



ThruFlow. Is a reinforced polypropylene finished decking system designed for easy assembly that requires no maintenance. Its strong, durable, lightweight design makes for a perfect finish on our docks. ThruFlow allows water and debris to fall through your dock surface.



L.E.D. Dock Light



4' Triangle Section



Ramp




Ladder



36" Vinyl Bumpers, 4 Mounting Styles



6" Folding Cleat Seat




Shore-End Hitch



36" Round Edge Guard



10" Corner Bumper



2" x 12' Vinyl Angle Bumper



43" Frame Bumper



8' Dock Bumper



24" Blue Post Bumper



Straight 18" Dock Bumper

Accessories & Dock Planning Guide

Specialized hardware, supports and railings

- A. Hinged Sea Wall Brackets
- B. Aluminum Support Stand Brackets
- C. Connection Clamp
- D. Galvanized Support Stand Brackets
- E. Sectional Sea Wall Brackets
- F. Aluminum Support Stand Pads
- G. Hooked Sea Wall Brackets
- H. Galvanized Support Stand Pads
- I. Round Rubber Pipe Caps
- J. Post Ratchet
- K. Bumper Screws
- L. 1-1/4" to 2-1/2" Support Stand Pipes



Pole Cross Brace Kit recommended for water depth greater than 4'



Mud Augers



Quick-Change Cross Brace


Pipe-to-Pipe | Pipe-to-Frame



4-Step Dock Steps



3-Step Dock Steps



Wake Watchers